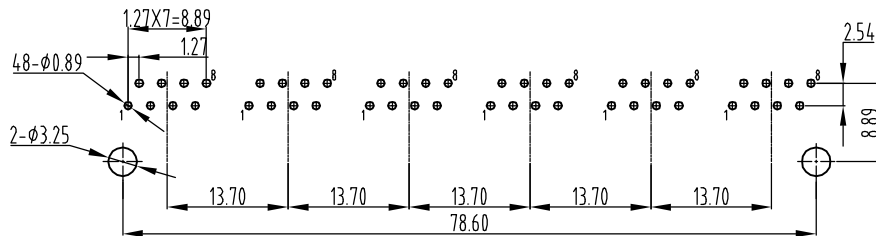
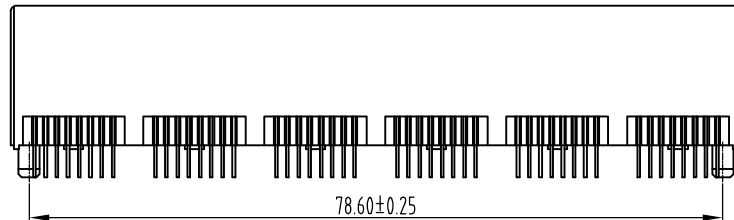
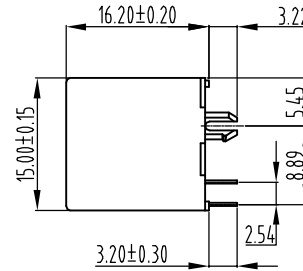
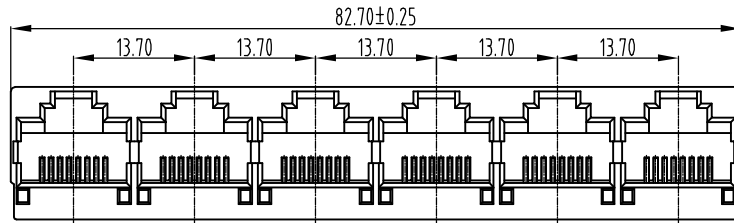


REVISION RECORD				
REV	ECD	DESCRIPTION	DRFT	CHKD



PCB LAYOUT/TOP VIEW

NOTES:

MATERIAL:

- 1.HOUSING :GLASS FILLED POLYESTER UL94V-0
- 2.CONTACT (ROUND PIN ∅0.46mm) :PHOSPHOR BRONZE WITH GOLD PLATING OVER NICKEL.

ELECTRICAL:

- 1.VOLTAGE RATING :125V AC.
- 2.CURRENT RATING :1.5AMP.
- 3.CONTACT RESISTANCE :30 MILLIOHMS MAX.
- 4.INSULATION RESISTANCE :500 MEGOHMS MIN @ 500V DC.
- 5.DIELECTRIC WITHSTANDING VOLTAGE :1000V AC RMS 50Hz OR 60Hz. 1MIN.

MECHANICAL:

- 1.INSETION FORCE :2.2Kg MAX.
- 2.RETENTION STRENGTH :7.7Kg BETWEEN JACK AND PLUG
- 3.DURABILITY :750 CYCLES MIN.

ENVIRONMENTAL:

- 1.STORAGE : -40℃~+85℃.
- 2.OPERATION : -40℃ TO 85℃.

THE MARTS MODULAR PLUG CONFORMAING TO FCC PART68

PART NUMBEP

DETACHED LISTS	← MM (INCH) →		DFTD JIANX	DATE 2011-06-02		
	TOLERANCES EXCEPT AS NOTED		CHKD	DATE		
	MM	±	MFD	DATE	TITLE Y52E TOP ENTRY PCB JACK	
	.0 ± 0.15	±	APPVL	DATE		
	.00 ± 0.08	±	MATERIAL :		DRAWING NO. Y52E88-60010XX	
.000 ± 0.05	±	MATERIAL :		SIZE A4	REV A/1	
ANGLES ± 0.01°		QTY :		DO NOT SCALE DRAWING		
 THIRD ANGLE PROJECTION		FINISH :		SHEET X OF Y		
		SCALE :				